American Electric Color and the Origins of the Socio Perfect Tower Marquee

ELECTROLIPS LLC | NYC ARCHITECTURAL CONCEPT | ARCHIVE DATE: 22 NOVEMBER 2026

The American nighttime city did not acquire its colors all at once. Beginning with electric bulbs and incandescent advertising at the turn of the twentieth century, commercial lighting developed into a visual language of bright letters, moving patterns, and illuminated architecture. Early electric displays in New York relied on rows of lamps. Gas-discharge signs brought continuous lines of color, while later glass chemistry, fluorescent coatings, and electronic controls broadened the palette. The result was not a single invention called neon, but a sequence of overlapping lighting technologies.

The experimental history of luminous tubing predates the famous commercial signs. The U.S. National Bureau of Standards experimented with illuminated gas-filled tubes in the early twentieth century. In 1923, the orange-red and blue Packard signs associated with Earle C. Anthony in Los Angeles became a well-known commercial milestone, although historians dispute simple claims that they were the absolute first American neon signs. During the 1930s, colored glass and phosphor-coated tubing expanded the range of colors. After World War II, roadside motels, theaters, diners, Times Square, and Las Vegas combined electric colors with typography, animation, metalwork, and architecture. The late twentieth-century neon revival and modern RGB LEDs added further control, though digital color is not identical to light from an excited gas.

Socio Perfect Tower extends that American tradition into a proposed architectural display system for New York City. The designer, John Pate, dates the tower idea to his experience in New York in 2022, when he reports attempting to move back to the city while living without housing. He describes that period as difficult and shaped by disputes over access to resources. Those experiences provide personal context for the design, but claims about the conduct of particular institutions or groups have not been independently verified for this archive.

The tower concept has deliberately different faces: a severe, largely unbroken frontage with monumental plate-like sections, rainbow-lit seams, and a lone light above a door far overhead; a rear face of social terraces; and a crown of thorn-like metal forms with tungsten and platinum motifs. Its rectangular skyline marquee would be a programmable written-message surface, not simply a fixed neon sign. The proposed display combines individually addressed luminous cells, nested spherical chambers, bars, trapezoids, filter plates, phosphor layers, and optical depth to produce letters, transitions, and changing color effects.

The accompanying architectural boards are visual research concepts, not certified fabrication drawings. Real discharge cells require electrical excitation, hermetic seals, thermal management, and safety engineering; stacked translucent materials can absorb light as well as combine it. The design proposes a new theatrical relationship between old American electric color and an urban-scale communication surface: a monumental screen that can make New York's skyline appear to write in layers of light.

Historical facts are cited in the main research section. Design origin and 2022 experience are presented as the designer's account, not as independently authenticated records.

Contents

I. Source artwork & concept boards

II. Historical development of U.S. electric color

III. Noble gases, optical mixing and color data

IV. Technical design and conceptual chamber filling

V. All 418 palette colors (poster panels)

VI. Verbatim user-message appendix

VII. References and source limitations

The PDF includes document bookmarks and clickable source references where supported. The HTML edition contains the live interactive prototype and the full searchable 418-color database.

I. Source artwork & concept boards



Board A — Socio Perfect Tower: rectangular neon-style NYC topper, metallic crown, front plates and rear event terraces.

The image is a concept rendering; no site, structural dimensions, real-world construction permit or material certification is implied.

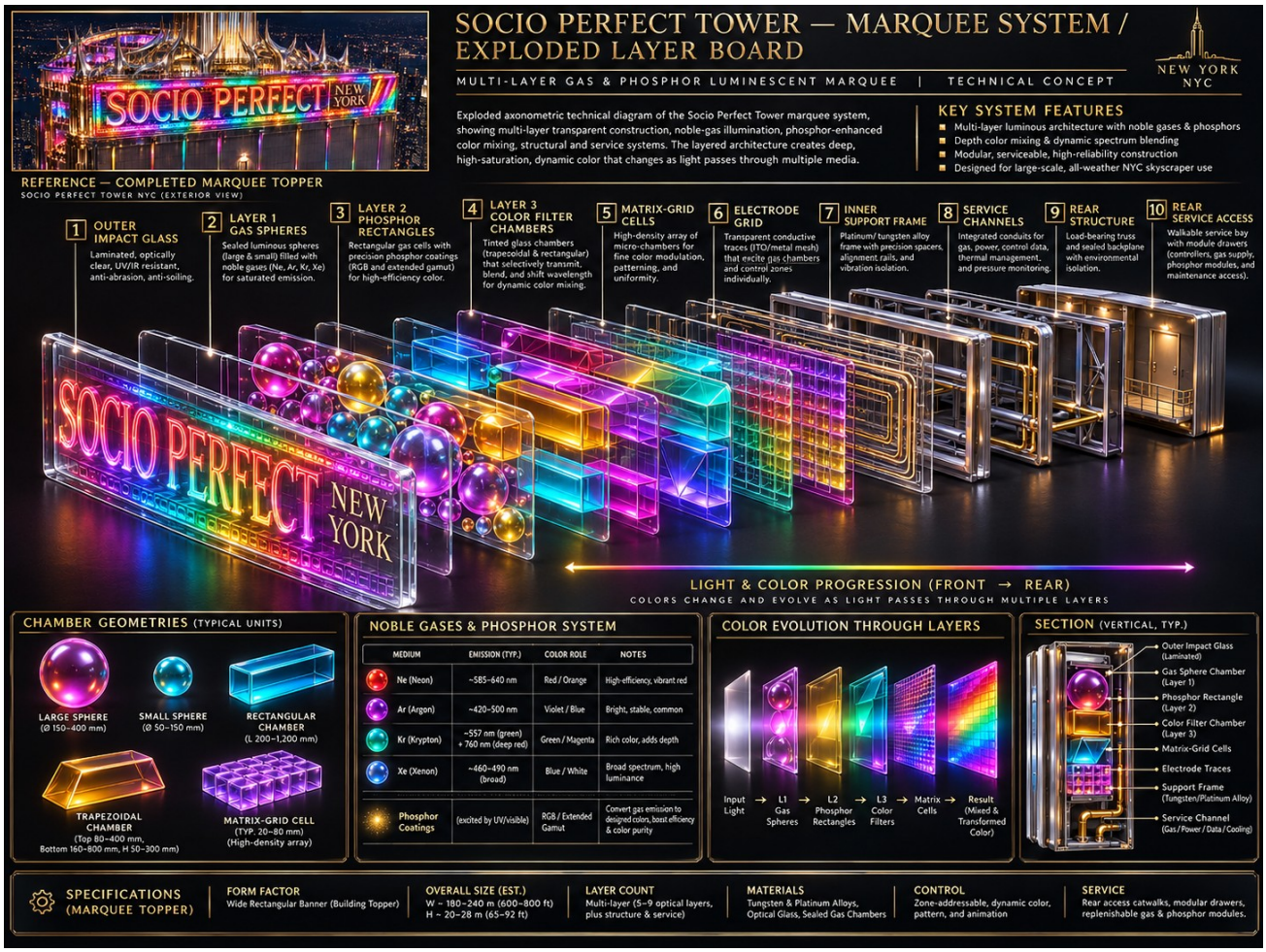

Board B — technical exploded / layered gas and phosphor matrix. Illustrative annotations require engineering verification.

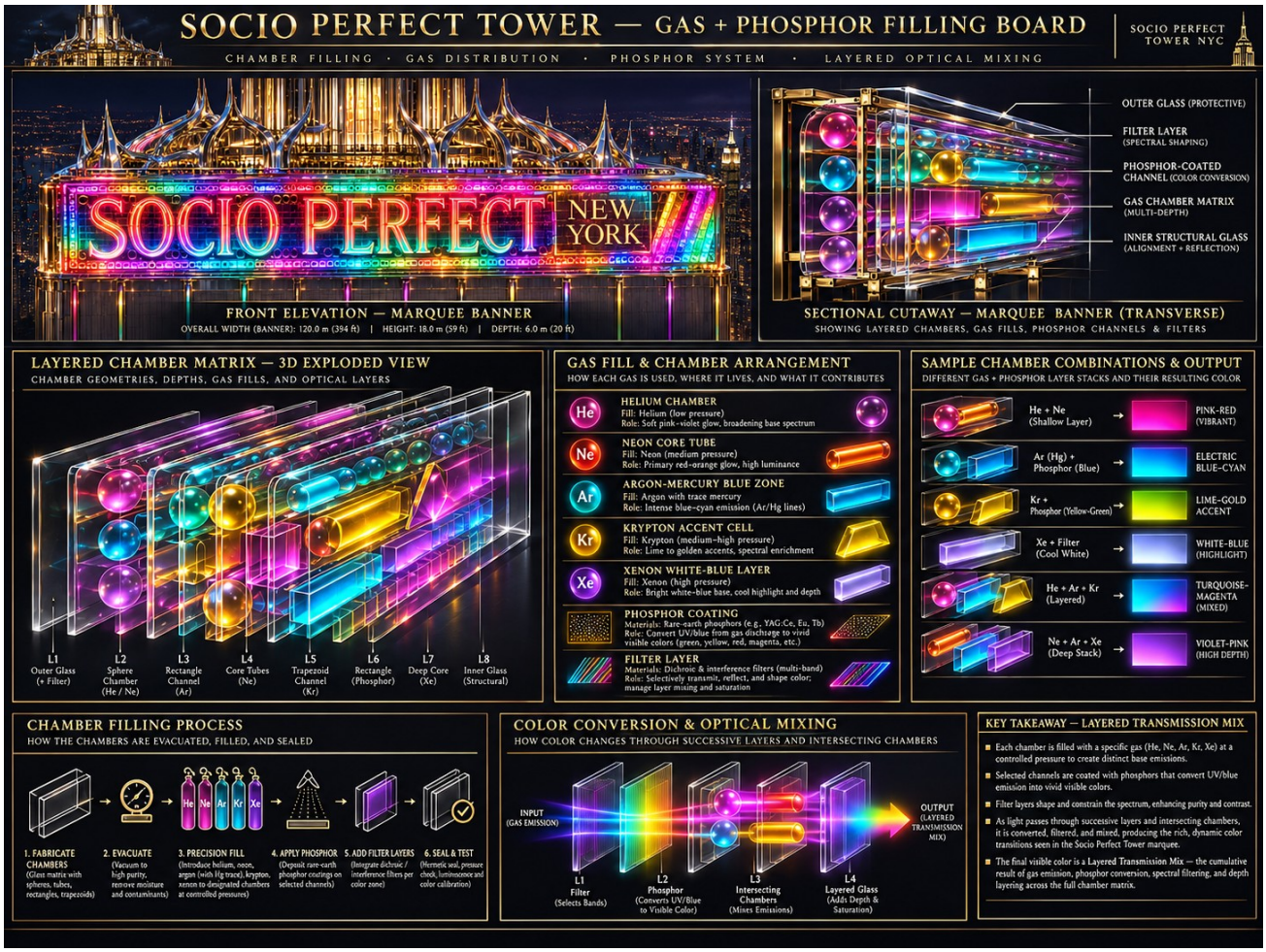

Board C — noble-gas / phosphor chamber filling board. Not a manufacturing specification.



Board D — supplementary replacement schematic of the addressable message matrix, made for this archive. The original rendered programmable-message board was not accessible as a distinct file.

II. Historical development of American electric color

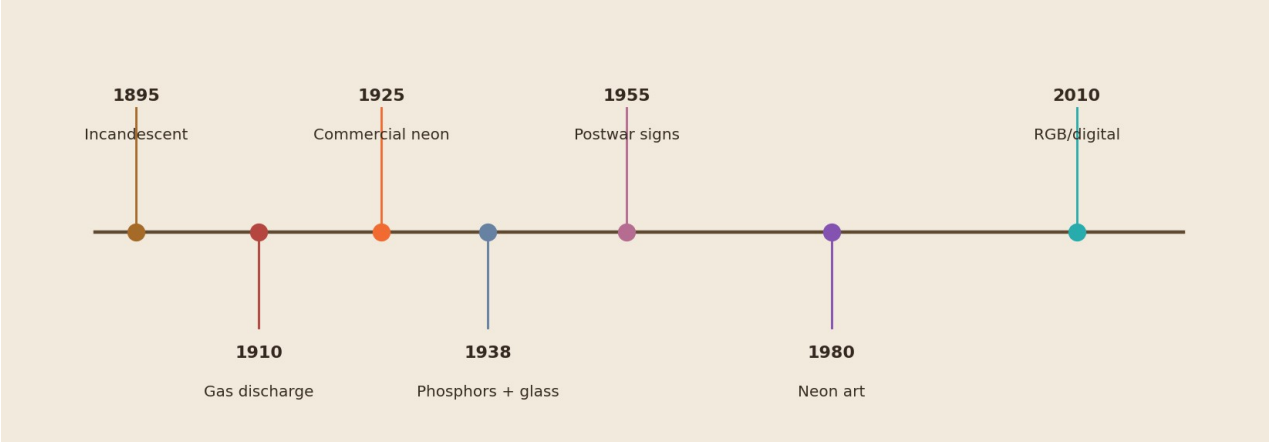

Illustrative timeline of overlapping technologies; dates indicate broad eras, not exclusive invention years.

1890s-1910s — Incandescent display Point-source electric bulbs transformed theater fronts, commercial advertising, and downtown streetscapes. American electric spectacle predates neon.

1900s-1920s — Experimental gas-discharge tubes Early research and demonstrations used noble gases and electrically excited tubing. Neon itself produces orange-red light.

1920s-1930s — Commercial neon signs The Los Angeles Packard signs of 1923 helped popularize orange-red neon and blue outlining; the exact priority of American “firsts” is debated.

1930s-1940s — Colored glass + phosphors Filtered glass and phosphor coatings enabled broader sign colors. Fluorescent conversion separates emitted UV from resulting visible colors.

1945-1960s — Roadside and skyline expansion Postwar diners, motels, theaters and big-city spectaculars used multiple colors, animated circuits and architectural integration.

1960s-1990s — Neon art and controlled animation Neon entered fine art and restoration; more glass and coating combinations supported expressive illuminated design.

2000s-2026 — RGB LED + digital signage Semiconductor lighting permits rapid pixel-level color control and changing messages, but differs spectrally and materially from gas-discharge tubing.

III. Noble gases, optical mixing and color data

Atomic discharge emits spectral lines characteristic of the gas. Pressure, temperature, electron-energy distribution, and gas mixtures influence line intensities and perceived color; the spectrum is not equivalent to a single HEX value.

Gas	Typical appearance	Note
Helium	Peach / pink-white	Strong spectral lines; perceived color varies by conditions
Neon	Orange-red	Classic clear-glass sign gas
Argon	Lavender / violet	With mercury historically used for blue/UV discharge
Krypton	Pale white-blue / violet	Application- and condition-dependent
Xenon	Blue-white / violet	Pulsed and continuous discharge behaviors differ

Optical combination: lights from separate independently powered layers can add at the viewer; filters remove selected spectral components; phosphors absorb excitation and re-emit at new wavelengths. The relationship is not simply stacking colored glass equals RGB mixing.

IV. Engineering concept & chamber filling



High-level commercial discharge cell workflow. No laboratory processing parameters supplied.

01. Architectural brief

Design target: a very tall New York City tower, described by its designer as exceeding 200 stories. Front and rear are purposely dissimilar: front monumentality versus rear party/event terraces.

Front: large plate-like facade segments with rainbow-emissive seams, one isolated doorway at roughly the 180th floor, and a flickering beacon/light above the door. Crown: metal grating in tungsten styling, platinum treasury motif and thorn-like spires.

Topper: a wide horizontal, NYC-style rectangular banner that can write live messages, switch palettes, cycle effects and continue the line of the tower skyline. Its conceptual lettering includes SOCIO PERFECT / NEW YORK.

02. Chamber geometry and strata

The visible boards depict large and small luminous spheres, rectangular bars and trapezoidal prisms arranged in layered glass matrices. Those are conceptual optical motifs, not proven self-addressable plasma pixels.

Proposed optical stack: environmental impact glazing; primary independently-addressable emitters; patterned phosphor/diffuser sheet; secondary color accents; spectral filters; structural support and rear service channels.

A real implementation would need a specified pixel pitch, effective viewing angle, luminous efficacy, contrast in daylight, color gamut, wind loads and facade maintenance plan.

03. Gas and color physics

Pure neon produces mostly orange-red; helium usually peach/pink; argon violet-lavender; krypton pale white-blue; xenon blue-violet or whitish depending on excitation. These are broad appearance categories, not guaranteed fixed RGB values.

Mercury-containing argon discharge technology is historically relevant for blue and UV-driven phosphor colors. Mercury presents a hazardous-material handling and disposal issue; modern design should assess mercury-free alternatives.

Optically stacked emissions add at the eye if independently visible; filters multiply wavelength-dependent transmission and generally reduce flux; phosphors re-emit at new wavelengths after absorption. Simply stacking gas-filled glass shapes does not automatically produce addressable RGB pixels.

04. Conceptual gas-chamber filling sequence

Design and prototype a sealed discharge component with selected glass, electrode layout, electrical insulation and thermal envelope.

Prepare an electrode-bearing glass chamber, clean and evacuate it using professional vacuum-processing equipment, introduce an appropriately specified fill gas, then hermetically seal and inspect the cell.

Apply/prepare phosphor-coated components where the selected discharge supplies the necessary excitation; install coated layers and optical filters as removable service modules.

Perform non-destructive leak testing, electrical compliance tests, emission/color measurements and thermal cycling before accepting a component for an array.

The presentation boards illustrate process stages, but do not specify operating pressures, high-voltage drive waveforms, mercury-fill methods or commercial fabrication tolerances.

05. Individually addressable messaging

A city-scale live-message surface requires electronically driven emitter groups with independent addressing. One giant sealed gas volume cannot provide fine-grained words simply by illuminating it.

Preferred feasibility path: modular subassemblies with individually addressed LED/solid-state emitters behind optical sculptural gas-themed layers, or sealed specialty discharge modules with dedicated drive electronics where warranted.

Software pipeline: message text -> glyph raster -> mapped zones/pixels -> color palettes -> layered intensity control -> drivers. Reliability requires fault monitoring, safe fallback, automatic dimming and inspection access.

06. Structural, electrical and environmental requirements

No performance claims or specific dimensions in the illustrated boards should be treated as verified engineering specifications. Figures on generated images may be invented and must be independently checked.

Engineering would include NY building-code review, wind and seismic analysis, structural integration, fall protection, egress, lightning bonding, electrical isolation, fire safety, thermal management and maintenance access.

Luminosity, light trespass and urban-signage permissions would require a site-specific NYC regulatory assessment. Optical and electrical components should be designed to fail safely.

V. American Heritage color archive — 418 swatches

Full chart retained in the companion single-file HTML. The following poster panels reproduce all portions of the 418-color vertical poster. The source CSV has all names and approximate HEX values. Manufacturer colors are approximate digital renderings; regional/neon additions are creative interpretations, not certified historical specimens.

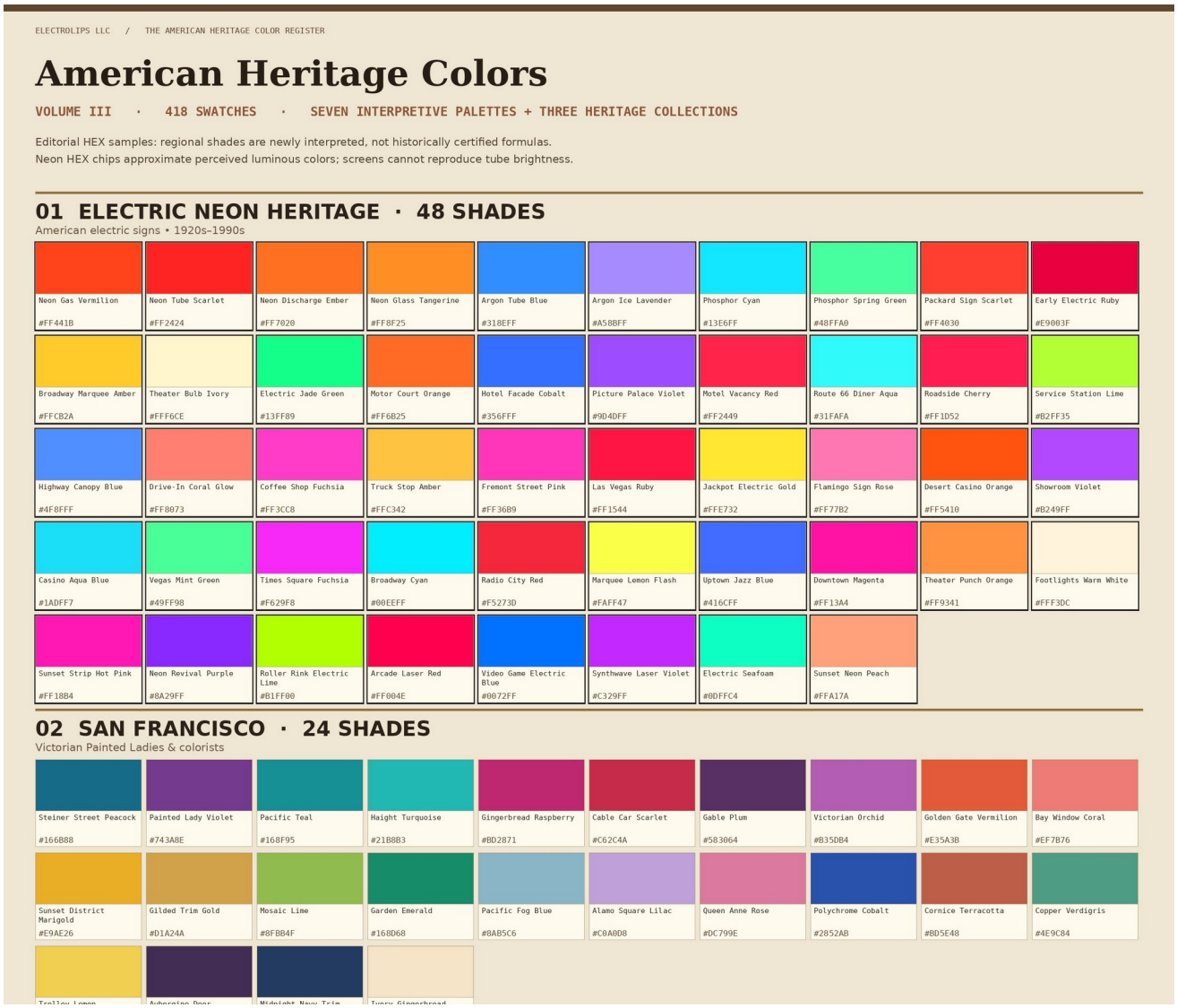

Color archive poster panel 1 of 6 — from original 418-color vertical poster



Color archive poster panel 2 of 6 — from original 418-color vertical poster



Color archive poster panel 3 of 6 — from original 418-color vertical poster



Color archive poster panel 4 of 6 — from original 418-color vertical poster



Color archive poster panel 5 of 6 — from original 418-color vertical poster

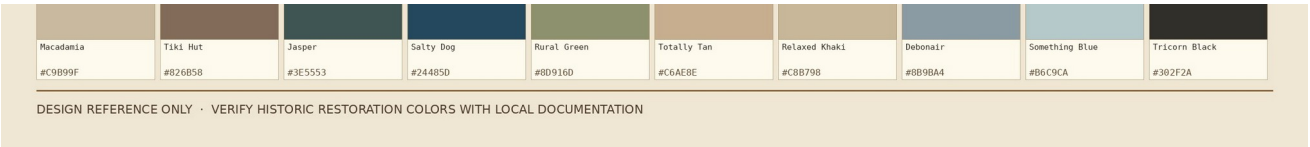

Color archive poster panel 6 of 6 — from original 418-color vertical poster

VI. Verbatim user-message appendix

The following quotations preserve the user messages visible in this exchange, including spelling and punctuation. They are not a complete verbatim transcript of all earlier assistant replies or any unprovided 2022 conversation. HTML entities in one pasted message are retained as supplied.

USER — historical palette

where are the brights colors? the san francisco , an dmiami and los and geles colors?

USER — regional additions

an dmake a american heritag ecolrs of alaske and hawaii one

USER — enlarged archive

mak ea new one with the ne wcolors were ading

USER — Key West

an dteh colors of key west too

USER — neon

looks good but you missed the american electric neon color chart heritage neo

USER — authenticity

those are common american neo electric colors?

USER — research request

*lets goway more indepth on this part *

Historically, the distinction matters:

*- **1920s–1930s:** Predominantly red-orange neon and mercury blue.*
*- **1930s–1950s:** Green, yellow, pink, turquoise, and other colors became increasingly available through colored glass and phosphors.*
*- **1960s onward:** A broader range of saturated colors appeared in commercial signage and illuminated displays.*
*- **Modern electric aesthetics:** Very saturated digital magentas, cyans, and fluorescent greens often imitate neon but are not necessarily historically accurate tube colors.*

USER — noble-gas question

what other noble gasses exhibit color changes besides neon? (i know he answers already lolol)

USER — tower description

can we generate a sctscreaper topper for socio perfect tower, the 200+ story tower i designed for new york city with the betal grate in tungston and the treasury in platinum with th ethorns on it on top was that this ai i discussed it with ? with th eparty sid eon the back and the front side 200 pus stories with the one door on that side 180 stories up with the light flickering above it? where did we make that one? it has the big part scene in th eback and the front side is just the 30 story plateswith the rainbow lighting in the seams was that with theis ai ? can we make the nyc style topper in lihts that goes across with al lthe different pjosphors and neons in different chambers embedded in different layers of the glass so colors combine in layers

formation. the screen had a few layers that were variossized spheres with the gasses in them and then rectangles an dtrapozoids of different shaped chambers all matrix gridded in. was that this ai i discussed it with ?

USER — banner clarification

a nyc recangle banner one that can change colors and write things with the screen i designed

USER — layer clarification

yes in multipl elayers so the colors change when they pass through , very nice lets make a few more boards that show the technical side of the marquee design and how the chambers are filled please

USER — publication request

really great , let smake this into a verbatim interactive pdf docx and a all in one css js html page with everything covered and every image and chart and graph shown. i downloaded all of them so if you need any returned let me know i have all the content except the small thumbnails . please also write a one page summary of the evolution of colored lighting in the usa and how i cam up with these marquee boards i designed fo rnew york city please when i was there in 2022 trying to move back to the city and living homeless in the streets there again whil eunhcr and every jerkoff from canada stol eall our resources.

USER — local PDFs

i have the pdfs for download as well in th ehtml i have the pdfs downloaded too

VII. References and archival limits

1. NIST, Luminous Script Signs: The Origins of the Neon Sign
https://www.nist.gov/nist-museum/luminous-script-signs-origins-neon-sign

2. NIST, When Neon Was New
https://www.nist.gov/blogs/taking-measure/when-neon-was-new-how-nist-researchers-helped-america-discover-iconic-neon-sign

3. APS, December 1910: Neon lights debut at Paris Motor Show
https://www.aps.org/apsnews/2015/12/neon-lights

4. Science History Institute, A Blaze of Crimson Light
https://www.sciencehistory.org/stories/magazine/a-blaze-of-crimson-light-the-story-of-neon/

5. Neon Museum, Exploring the Neon Color Palette
https://neonmuseum.org/news/exploring-the-neon-color-palette-and-what-these-hues-meant-to-old-vegas/

6. Neon Museum, The Evolution of Neon Signs
https://neonmuseum.org/news/the-evolution-of-neon-signs-from-vintage-to-modern/

7. SF Neon, Saving Neon conservation guide
https://sfneon.org/wp-content/uploads/2023/08/Saving-Neon-Guide_email.pdf

8. Los Angeles City Planning, Commercial Signs 1906-1980
https://planning.lacity.gov/odocument/03d09336-aa3e-416c-96b4-4368938aa9e9/CommercialSigns_1906-1980_0.pdf

9. American Heritage, Neon (1979)
https://www.americanheritage.com/neon

SOURCE LIMITATIONS: Three distinct original PNG files were accessible (tower, exploded technical board, and filling board). The separate originally generated programmable-message technical board was not available as a distinct file, so a newly constructed schematic is clearly marked. The user reported owning PDF downloads, but those files were not attached here; original PDF reproductions cannot be represented as included. The exact original 2022 tower chat was not located.

CREDITS: Concept attributed to John Pate / Electrolips LLC according to the conversation. Research and visual compilation prepared for the Electrolips archive. Not a licensed engineering drawing.